

Measuring Pressure

Units of Measure

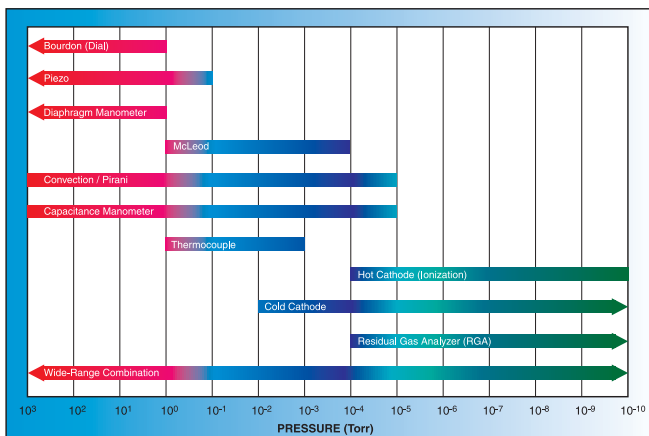
Sub-atmospheric pressures are measured in several units, including: Torr (also called millimeters of mercury, mmHg), milliTorr (mTorr but also called micron, μ), inches of mercury ("Hg), millibar (mbar), and pascal (Pa). In the U.S., three units are in common use: micron as the unit for pressures reached by backing pumps, Torr for high vacuum and UHV pumps, and inches of mercury for coarse vacuum pumps. In Europe, millibar is the common unit for all pressure measurements. Japan uses the pascal unit, but often has Torr as a secondary unit. Most authors of scientific/technical papers are urged to use the SI unit pascal, and some do.

The units are derived from:

- **Pascal**—the force of 1 newton (1 kg accelerating at 1m/sec./sec.) acting on 1 m²
- **Millibar**—1,000 times the force of 1 dyne (1g accelerating at 1cm/sec./sec.) acting on 1 cm²
- **Torr**—1/760 times the height of a mercury barometer under "standard" atmospheric pressure
- **MilliTorr or micron**—1,000th of 1 Torr
- **Inches of Hg (vacuum)**—1/29.92 times the height of a mercury barometer under "standard" atmospheric pressure (taking atmospheric pressure as 0" Hg)
- **Inches of Hg (weather forecasts)**—1/29.92 times the height of a mercury barometer under "standard" atmospheric pressure (taking no pressure as 0" Hg)

Pressure Ranges

There is no "universal" gauge that can measure from atmosphere to UHV pressures (a dynamic range of 10¹⁵). There are, essentially, three mechanisms used in pressure measurement and the one chosen depends on the pressure range and the residual gases in the vacuum.



Mechanical Gauges have liquid or solid diaphragms that change position under the force of all the gas molecules bouncing off them. These gauges measure absolute pressures unaffected by gas/vapor properties. Unfortunately, this type of gauge is ineffective below 10⁻⁵ Torr.

Gas Property Gauges measure a bulk property, such as thermal conductivity or viscosity. They are dependent on gas composition and are effective over limited pressure ranges below approximately 100 Torr and above 10⁻⁴ Torr.

Ionization Gauges For high vacuum and UHV measurements, charge collection is used. The residual gas molecules are ionized by electrons and the resulting ion current measured. Although such gauges will ionize vapors as well as permanent gases, their response depends on parameters other than ionization potential, making accurate total pressure measurement difficult in gas mixtures. Ionization gauges cover the pressure range from 10⁻⁴ Torr to 10⁻¹⁰ Torr.

The typical arrangement of two gauges covering the range of interest between 10 and 1 x 10⁻⁹ Torr leaves a poorly covered band at pressures widely used in sputtering, etching, CVD, etc. Fortunately, the precise measurements needed between 10⁻¹ and 10⁻³ Torr for reproducible processing can be made by adding a third gauge—the capacitance manometer.

When choosing a gauge, in addition to pressure range, other features should be considered: the gauge's pumping speed; how it is affected by radiation, magnetism, temperature, vibration, and corrosive gases; and the damage caused by switching it on at atmospheric pressure. These subjects are discussed in comprehensive vacuum texts such as John F. O'Hanlon's *A User's Guide to Vacuum Technology* (see page 17-20 to order).

Vacuum Gauges

Mechanical Gauges

A gas's pressure is the sum of all the individual forces caused by each atom or molecule colliding with a surface at any instant. Mechanical gauges register this total force by monitoring the surface's movement against the (restoring) force trying to keep the surface in its original place. Because mechanical gauges respond to molecular momentum only, they measure pressures of any gas or vapor. They can be very accurate or inaccurate depending on how the movement is registered.

McLeod

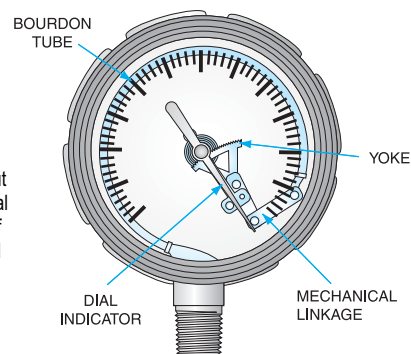
This gauge, though seldom used, is employed mostly as a primary calibration standard for other gauges. In effect, a large known volume of gas at unknown pressure is captured in a glass bulb and compressed by raising the mercury level until the gas is confined in a small, closed capillary of known volume. Because the ratio between the original and final volumes is known and the final pressure can be measured, the original pressure is calculated by Boyle's law ($P_1 \times V_1 = P_2 \times V_2$). McLeod gauges are particularly useful in the 1 Torr to 10⁻⁴ Torr range but, because of the compression, cannot be used to measure vapors.

Bourdon

When a closed-end, curved, oval cross-section, copper alloy tube is connected to the vacuum, atmospheric pressure bends it to a greater or lesser degree, depending on the internal pressure. The mechanical force moves an indicator needle through a geared linkage. Bourdon gauges are used primarily in high-pressure measurement (most commonly attached to regulators on gas cylinders), but variations are built to indicate pressures from 0" Hg to 30" Hg and are used for freeze drying, "house" vacuum systems, vacuum impregnation, etc., where the major concern is whether vacuum exists rather than its accurate measurement.

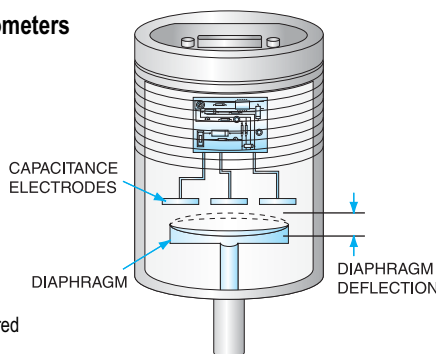
Piezo

Piezo-resistive pressure sensors are typically comprised of a silicon wafer that is machined on a surface that makes the crystal into a suitable deflecting diaphragm when subjected to a normal stress (pressure). The thickness of the silicon crystal at its minimum section is the primary factor that determines the pressure range of the gauge from 1,500 to 0.1 Torr. As the diaphragm deflects under pressure, the resistances of the piezo-resistive elements change in value, causing the Wheatstone bridge network to move out of balance. Applying a voltage to this bridge produces an output voltage that is proportional to the applied pressure. If the elements are of equal resistance, there will be a zero output voltage with no pressure differential across the diaphragm.



Capacitance Manometers

The deflection of a thin metal diaphragm separating a known pressure from an unknown pressure is a measure of the pressure difference between the two volumes. In the capacitance manometer, as the name suggests the deflection is measured using the electrical capacitance between the diaphragm and some fixed electrodes. Capacitance manometers are the most accurate devices for measuring the differential or absolute pressure of all gases (including vapors that do not condense at the gauge's operating temperature).



Gauge heads are specified by their maximum measured pressure (25,000 Torr down to 1×10^{-1} Torr), with each head having a dynamic range of approximately 10^4 below that. Accuracies of 0.25% gauge reading are common, with 0.08% available from high-accuracy products.

All types of pressure gauges are affected by ambient temperature changes, but other error sources are so much larger that temperature is ignored. The capacitance manometer, by contrast, is so accurate that gauge-head temperature variation is a critical source of error. We strongly suggest that capacitance manometers be purchased only from reputable manufacturers who understand sources of error and demonstrate effective ways of counteracting them.

Diaphragm Manometers

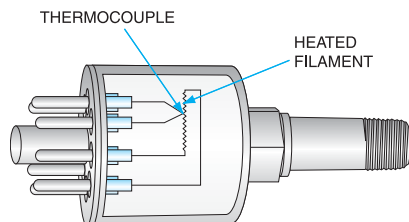
Like the capacitance manometer, these gauges use the deflection of a thin metal (or silicon) diaphragm separating a known pressure from an unknown pressure. However, in this type of gauge, the deflection is sensed by a strain gauge attached to the diaphragm. While this limits the minimum measurable pressure to 1 Torr, it does provide a stable, repeatable, device reading pressures up to 1,200 Torr.

Gas Property Gauges

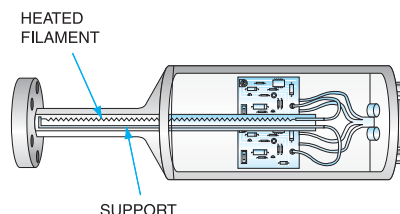
The thermal conductivity or viscosity value for each specific gas is different and varies non-linearly with pressure. Gas property gauges, presented with the typical vacuum chamber gases, are inaccurate. This, and numerous other inherent error sources, suggest the gauge readings are acceptable for noting repeating pressure events but of little use in measuring absolute pressures.

Thermocouple (T/C)

The pressure range between 10 Torr and 10^{-3} Torr is indicated by measuring the voltage of a thermocouple spot-welded to a heated filament exposed to system gas. The filament, fed from a constant current supply, reaches a temperature determined by the amount of energy extracted by the gas. At higher pressures, more molecules hit the filament and extract more energy than at low temperatures. The filament temperatures induce thermocouple voltage changes. These gauges are used extensively in foreline monitoring and to provide the signal to automatically switch the main chamber from backing and high-vacuum pumps at the crossover pressure.



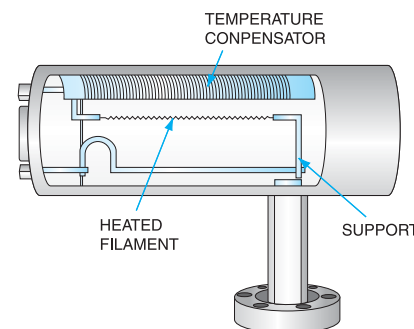
Pirani



In a Pirani gauge, two filaments, often platinum, are used as two arms of a Wheatstone bridge. The reference filament is immersed in a fixed-gas pressure, while the measurement filament is exposed to the system gas. Both filaments are heated by the current through the bridge but, unlike most T/Cs, the Pirani gauge does not use constant voltage or power, but constant filament temperature. Gas molecules hitting the immersed element conduct energy away that is detected and replaced by the feedback circuit to the power supply. This variation of mechanism gives the Pirani gauge perhaps 100 times longer total pressure range (although the same dynamic range for each sensor head) and a faster response. The Pirani gauge is used in the same applications as the T/C gauge. Although the dynamic range for any single gauge matches the T/C, Pirani's cover a pressure range from about 10 Torr to 1×10^{-5} Torr.

Convection

This gauge's mechanism differs from that used in the T/C and Pirani gauges only by using a structure that enables the natural convection in (viscous flow) gases to aid in removing heat from the hot filament. Convection gauges measure pressures over the range from about 10 Torr to atmosphere.



Ionization Gauges

With relatively minor differences, all ionization gauges use the same principle. Energetic electrons ionize the residual gases—the positive ions are collected at an electrode and the current is converted to a pressure indication. Hot filament gauges (Bayard-Alpert, Schulz-Phelps) use thermionic emission of electrons from a hot wire, while cold cathode gauges (Penning, Inverted Magnetron) use electrons from a glow discharge or plasma.

All ion-gauge measurements are seriously affected by gas composition. For example, a report in J. Vac. Sci. Tech. indicates an ion gauge's relative sensitivity (relative to $N_2 = 1$) is 5 for acetone vapor and 0.18 for He. That is, the same absolute pressure of these pure (gaseous) materials will give a gauge indication differing by a factor of almost 28. Ionization gauges do not give accurate absolute pressure measurements unless recently calibrated with the exact gas mixture that is to be measured.

Sensitivity

The term *relative sensitivity* used **above** should not be confused with the parameter called the "gauge sensitivity." The latter comes from the equation relating the gauge's positive ion current (i_p) for a given electron emission (i_e) at given gas pressure (P):

$$i_p = S \times i_e \times P \text{ or } P = 1/S \times i_p/i_e$$

The constant of proportionality (S in units of reciprocal pressure) is the "gauge sensitivity." Practical (hot filament) ion gauges have gauge sensitivities ranging from 0.6 Torr⁻¹ to 20 Torr⁻¹. This is important when selecting an ion gauge controller because the gauge's sensitivity must be within the controller's available range.

Hot Filament Gauges

The two common hot filament ion gauges, Bayard/Alpert (B-A) and Schulz-Phelps (S-P), differ only in the physical size and spacing of their electrodes. Both have heated filaments biased to give thermionic electrons of 70eV, energetic enough to ionize any residual gas molecules with which they collide. The positive ions formed move to an ion collector held at -150V. The current varies with the gas number density (the number of molecules in each cc), which is a direct measure of gas pressure.

Bayard-Alpert ion gauges have a reasonably linear response from 1×10^{-4} Torr to 1×10^{-9} Torr, with gauge sensitivities from 5 to 20 Torr⁻¹. B-A gauges are available with one or two filaments (the second acting as a spare) and with two filament materials thoriated iridium, used in oxygen-rich applications and for "burn-out" protection if accidentally vented and tungsten, used for lower cost and in residual gases containing halogens.

The standard B-A gauge measures down to 1×10^{-9} Torr. It does not go lower because primary electrons generate soft X-rays when they hit the grid. An X-ray hitting the ion collector electrode releases a photoelectron, which is indistinguishable from positive ions arriving there. Below 1×10^{-9} Torr, photoelectron emission is a large enough fraction of the ion current to distort the pressure reading. Special B-A structures with ultra-thin ion collectors will reach 10^{-10} Torr and perhaps even into the 10^{-11} Torr range.

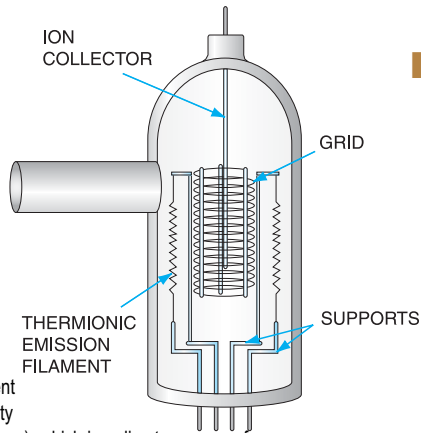
Cold Cathode Gauges

In the CCGs the ionizing electrons are part of a self-sustaining discharge. However, since the CCG has no (thermionic emission) filament, the discharge is initiated by stray field emission or external events (cosmic rays or radioactive decay). At low pressures, this can take minutes and CCGs are usually switched on at high pressure. Once started, the gauge's magnetic field constrain the electrons in helical paths, giving them long path lengths and a high probability of ionizing the residual gas. The ions are collected and measured to determine the gas pressure.

Many electrode geometries have been used—cylinders, plates, rings, rods, in various combinations with the magnetic field direction and strength chosen to maximize the measured current. If the gauge's central or "end" electrodes are negative, the convention is to call this a magnetron. If the same electrodes are positive, the gauge is called an inverted magnetron.

Magnetron: The initial Penning design (cylindrical anode and end plate cathodes) was neither precise nor accurate and it was replaced by other geometries. However, the name Penning is still used even for magnetrons with central wire or ring cathodes. The operating voltage is limited (typically to ~2kV) to avoid field emission effects that cause increases in the ion current unrelated to pressure. While the newer magnetron designs are satisfactory, they are limited to the top of the high vacuum range and attract little commercial attention.

Inverted Magnetron: Largely due to the development efforts of Redhead and his colleagues, this design works into the UHV pressure range. Its axial central anode enters the cylinder/end plates cathode through voltage guard rings (to prevent field emission affecting the ion current measurement). The anode carries a much higher potential than the normal magnetron (~6kV) and is parallel to the gauge's magnetic field. Some commercially available inverted magnetron designs have good linearity and operating characteristics down to 1×10^{-11} Torr. However, attempting to start one at such low pressures may take hours or days.



Residual Gas Analyzers

Special mass spectrometers designed to analyze gases remaining in a vacuum chamber are called residual gas analyzers or RGAs. The wealth of information about experimental or process conditions offered by an RGA makes a permanently attached unit a convenient, often necessary, diagnostic device.

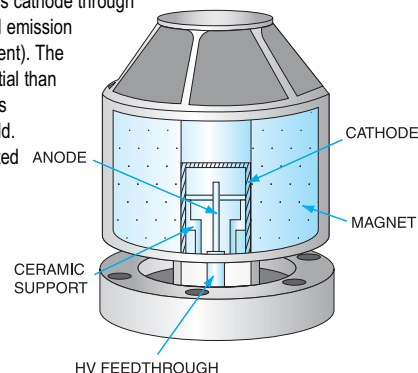
Quadrupole RGAs, named for the four rods used in the mass filter section, are powered by mixed RF/DC voltages. Full operating details are beyond this text but are dealt with adequately in many books, such as Dawson's *Quadrupole Mass Spectrometry And Its Applications* and the AVS's monograph by Drinkwine, et al. *Partial Pressure Analyzers and Analysis*. The quadrupole analyzer (or sensor head) bolts to the vacuum system. It consists of an ionizer (ion source) connected to the mass filter, which in turn is attached to an ion detector, all mounted on a UHV flange (often a 2 3/4" O.D. CF) carrying the feedthroughs for power and signals. The combined RF/DC voltage is generated close to the sensor head. From here, only main power voltage and returning signal information connect to the control chassis and display or desktop PC. In the ionizer, neutral gas atoms and molecules are bombarded with 70eV electrons from a hot filament. The ionized species are extracted into the quadrupole, where only those ions with the appropriate mass-to-charge (m/e) ratio for the applied RF/DC voltages are transmitted. By varying the RF/DC voltage with time, the m/e ratios are scanned and the ion current at each mass is recorded as a spectrum.

Diagnosing vacuum problems with an RGA requires only a collection of fragmentation patterns from which the following may be quickly determined: the presence of air and water leaks; unacceptable levels of active gases such as O₂, H₂, and H₂O, pump oil backstreaming, the presence of FI or CI compounds; the regeneration requirements of a cryopump, and the purity of backfill gases. Because an RGA operates at or below 10^{-4} Torr, high-pressure processes are analyzed with the RGA installed in an auxiliary vacuum system, often a mobile cart moved to various vacuum stations.

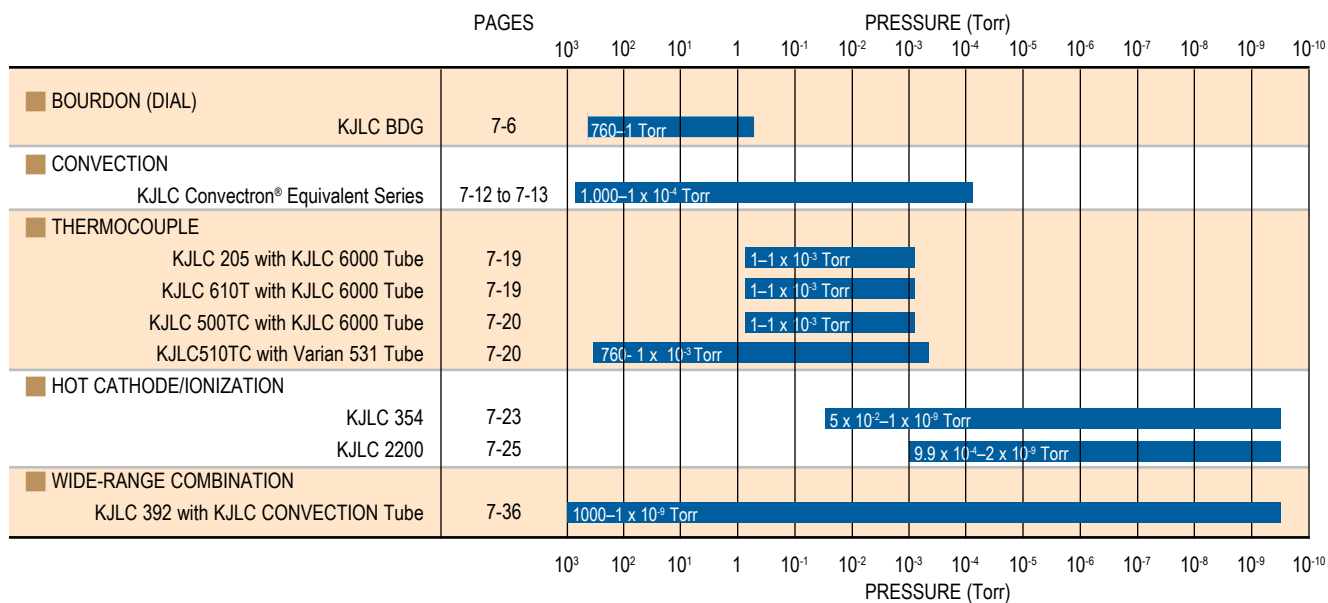
Leak Detectors

Leak detectors are mass spectrometers that detect only helium ions at m/e = 4. Because they are specific, they detect extremely small concentrations of helium in the presence of large quantities of other gases. As the name implies, these devices determine the presence of leaks and help locate them. Excellent leak detection instructions are available in Harris' book, *Modern Vacuum Practice* or available as part of our Lesker University curriculum (see page 16-12 for available training courses).

The chamber under test and the leak detector are connected via a vacuum-tight tube and the chamber is evacuated using the leak detector's own vacuum system. Helium is sprayed from a fine nozzle at the chamber's surface where it displaces the air diffusing through the leak only while the probe is directed at the leak's position. It is a common misconception that the pressure in the chamber must be low before leak testing can start. In fact, chamber pressures lower than 10^{-2} Torr are rarely needed. Once the leak detector inlet valve is fully open, further efforts to reduce pressure in the chamber only waste time. During one operator's 11-year leak-checking experience, for example, most leaks were detected while the leak detector's inlet valve was only partially cracked. Leaks larger than 1×10^{-5} atm cc/sec. are the most common—"some" leaks were in the 1×10^{-6} atm cc/sec. range, six leaks were in the 1×10^{-7} atm cc/sec. range, two in the 1×10^{-8} atm cc/sec. range, and only one in the 1×10^{-9} atm cc/sec. range. Because most leak detectors have a minimum detectable leak rate of 1×10^{-10} atm cc/sec., detection sensitivity is rarely a problem for locating real leaks.



➤ Gauge Selection Guide



► 760–1 Torr

■ **KJLC[®] BDG Series**

Our liquid-filled bourdon vacuum gauges are industrial-grade dial gauges suitable for pressures down to 1 Torr (mbar).

Features:

- Bourdon tube constructed of phosphor bronze
- Corrosion- and impact-resistant, industrial-grade Zytel nylon case
- Removable Zytel nylon bezel design for easy calibration
- Large 2½" dial and non-yellowing clear glycerin fill for readability
- Internal "breathing diaphragm" and diaphragm seal:
 - Virtually eliminates the air bubble in the mid-range of the gauge for improved readability
 - Prevents freezing, clogging, and corrosion of gauge
 - Compensates for temperature
- Brass ¼" NPT male stem-style connection
- 3 major pressure measurement systems available:
 - Torr, mbar, and in. Hg

Gauges

Description	Termination	Dial Size	Pressure Units	Part No.	Price
Liquid-Filled Bourdon Gauge	¼" NPT Male	2½"	Torr	KJLDGTORR	Call
Liquid-Filled Bourdon Gauge	¼" NPT Male	2½"	mbar	KJLDGMBAR	Call
Liquid-Filled Bourdon Gauge	¼" NPT Male	2½"	in Hg	KJLDGINHG	Call

Gauge Accessories

Description	Part No.	Price
KF16 to ¼" Female NPT Adapter	QF16XFNPT4	Call
KF25 to ¼" Female NPT Adapter	QF25XFNPT4	Call
KF40 to ¼" Female NPT Adapter	QF40XFNPT4	Call
KF50 to ¼" Female NPT Adapter	QF50XFNPT4	Call
Viton [®] Centering Ring for KF16 Flange	QF16-075-SRV	Call
Clamp for KF16 Flange	QF16-075-C	Call
Viton Centering Ring for KF25 Flange	QF25-100-SRV	Call
Clamp for KF25 Flange	QF25-100-C	Call
Viton Centering Ring for KF40 Flange	QF40-150-SRV	Call
Clamp for KF40 Flange	QF40-150-C	Call
Viton Centering Ring for KF50 Flange	QF50-200-SRV	Call
Clamp for KF50 Flange	QF50-200-C	Call

➤ 1,000–1 x 10⁻⁴ Torr

KJLC® Convector® Equivalent Series

These gauge tubes and controllers are direct “drop-in,” low-cost equivalents to the Convector® brand of Granville-Phillips gauges.

- New applications or low-cost, direct “drop-in” replacements for Convector gauges, Mini-Convector modules, and controllers
- Less outgassing and faster response to pressure changes than Convector tubes
- Wide measuring range from 1 x 10⁻⁴ to 1,000 Torr (1.3 x 10⁻⁴ to 1,333 mbar)
- Controllers feature universal power and are CE marked



275i Series Gauge with Integrated Controller & Display

- Low-cost, plug-compatible, direct drop-in replacement for the most basic Granville-Phillips Mini-Convector models
- Wide measurement range: 10⁻⁴ to 1,000 Torr (10⁻⁴ to 1,333 mbar)
- Built-in digital display
- Wider measuring range and better accuracy than traditional thermocouple gauges

SPECIFICATIONS

Pressure Range — 1 x 10 ⁻⁴ to 1,000 Torr (1.3 x 10 ⁻⁴ to 1,333 mbar)	horizontal recommended
Display — 3-digit LED (Torr & mTorr)	Output — non-linear analog S-curve 0.375–5.659 VDC
Materials Exposed to Vacuum — gold-plated tungsten, 304 & 316 stainless steel, glass, nickel, PTFE	Input Power — 11–30 VDC, protected against power reversal, transients, over-voltages
Internal Volume — 26 cm ³ (1.589 in ³)	Set Points — One SPDT Relay
Operating Temperature — 0–40° C	Relay Contact Rating — 1A at 30 VDC resistive or AC non-inductive
Storage Temperature — -40–70° C	Connectors — 9-pin sub-D (male)
Bakeout Temperature — 70° C	
Mounting Position —	

Description	Part No.	Price
KJLC Gauge with Integrated Controller & Display		
1/8" NPT	KJL275800	Call
KF16	KJL275806	Call
KF25	KJL275807	Call
KF40	KJL275808	Call
1 1/8" CF	KJL275803	Call
2 3/4" CF	KJL275804	Call
4 VCR® Female	KJL275801	Call
8 VCR Female	KJL275863	Call
Power Supply 100-240V, 50/60Hz*	PS-DB9F-CON	Call

*US, EU, UK, and AU plug ends included.

300 Series Gauge with Integrated Controller & Display



- Wide measurement range: 10⁻⁴ to 1,000 Torr (10⁻⁴ to 1,333 mbar)
- New applications or low-cost, direct drop-in, plug-compatible replacement for Granville-Phillips Mini-Convector® modules
- Built-in digital display, two set points, log-linear, linear, and nonlinear analog outputs, and RS-232/485 interface are all included in our product line
- Monitor your vacuum system from atmosphere to 10⁻⁴ Torr (mbar) with a single gauge
- Significant savings—no changes to your process; use your existing hardware, cables, and software
- Stock just one module to support all your equipment—replaces dozens of Mini-Convector configurations

SPECIFICATIONS

Pressure Range — 1x10 ⁻⁴ to 1,000 Torr (1.3 x 10 ⁻⁴ to 1,333 mbar)
Display — 4-digit LCD (user-selectable Torr, mbar, or Pa)
Materials Exposed to Vacuum — Gold-plated tungsten, 304 & 316 stainless steel, glass, nickel, PTFE
Internal Volume — 26 cm ³ (1.589 in ³)
Operating Temperature — 0–40° C
Storage Temperature — -40–70° C
Bakeout Temperature — 150° C (gauge only — electronics removed)
Mounting Position — Horizontal recommended
Analog Outputs — 1) non-linear S-curve 0.375–5.659 VDC
2a) linear 0–10 VDC, user scalable (default is 0–10 VDC = 0–1 torr), or 2b) log-linear 1–8 VDC, 1V/decade
Digital Interface — RS-485/RS-232
Input Power — 11–30 VDC, protected against power reversal, transients, and over-voltages
Set Points — Two SPDT Relays
Relay Contact Rating — 1A at 30 VDC resistive, or AC non-inductive
Connectors — 9-pin sub-D (male) and 15-pin high-density sub-D (male)

Description	Part No.	Price
KJLC™ Gauge with Integrated Controller		
1/8" NPT	KJL300800	Call
KF16	KJL300806	Call
KF25	KJL300807	Call
KF40	KJL300808	Call
1 1/8" CF	KJL300803	Call
2 3/4" CF	KJL300804	Call
4 VCR Female	KJL300801	Call
8 VCR Female	KJL300863	Call
Power Supply 100-240V, 50/60Hz*	PS-DB9F-CON	Call

*US, EU, UK, and AU plug ends included.

➤ 1,000–1 x 10⁻⁴ Torr

275 Series Gauge Tubes



- Wide measuring range: 10⁻⁴ Torr to 1,000 Torr (10⁻⁴ to 1,333 mbar)
- New applications or low-cost, plug-compatible, drop-in replacement gauge for Convector gauges and Mini-Convector modules
- Performance identical to existing Convector gauges
- Rugged design withstands more abuse and harsh environments
- Significant savings—no changes to your system, you use your existing Convector controllers, cables, and modules
- No changes to your process—a single vacuum gauge can monitor your vacuum system pumpdown and venting; helps keep your process up and running, even if it's not a laboratory environment

SPECIFICATIONS

Pressure Range — 1 x 10⁻⁴ to 1,000 Torr (1.3 x 10⁻⁴ to 1,333 mbar)
 Resolution — 1 x 10⁻⁴
 Materials Exposed to Vacuum — gold-plated tungsten, 304 & 316 stainless steel, glass, nickel, PTFE
 Internal Volume — 26 cm³ (1.589 in³)
 Leak Integrity — < 1 x 10⁻⁹ atm cc/sec. He

Operating Temperature — 0–50° C
 Storage Temperature — -40–70° C
 Bakeout Temperature — 150° C maximum (gauge only, non-operating, electronics, and cable removed)
 Mounting Position — Horizontal recommended

Standard Convection Tube		
Description	Part No.	Price
KJLC Gauge Tube		
1/8" NPT	KJL275071	Call
KF16	KJL275203	Call
KF25	KJL275196	Call
KF40	KJL275316	Call
1 1/8" CF	KJL275256	Call
2 3/4" CF	KJL275238	Call
4 VCR Female	KJL275185	Call
8 VCR Female	KJL275282	Call

Mini-Convection Tube		
Description	Part No.	Price
KJLC Gauge Tube		
1/8" NPT	KJL275810	Call
KF16	KJL275816	Call
KF25	KJL275817	Call
KF40	KJL275818	Call
1 1/8" CF	KJL275813	Call
2 3/4" CF	KJL275814	Call
4 VCR Female	KJL275811	Call
8 VCR Female	KJL275864	Call

375 Series Panel Mount/Benchtop Gauge Controller



- Wide measuring range lets you monitor your vacuum system from 10⁻⁴ to 1,000 Torr (10⁻⁴ to 1,333 mbar) with a single gauge
- Includes two set points, user-selectable analog output, and RS-232/485 interfaces
- Analog output is configurable as a non-linear S-curve, log-linear, or user-scalable linear
- Space-saving 1/8 DIN panel mount housing which can also be used as a benchtop unit
- Powered by universal 100–240 VAC or 12–30 VDC

SPECIFICATIONS

Pressure Range — 1 x 10⁻⁴ to 1,000 Torr (1.3 x 10⁻⁴ to 1,333 mbar)
 Resolution — 1 x 10⁻⁴ Torr
 Display — 4-digit LCD (Torr, mbar, or Pa—user selectable)
 Display Update Rate — 0.5 sec
 Operating Temperature — 0–40° C ambient
 Storage Temperature — -40–70° C
 Analog Output (user-selectable) —
 1) non-linear S-curve 0.375–5.659 VDC, or
 2) linear 0–10 VDC, user scalable (default is 10 VDC = 1 torr), or
 3) log-linear 1–8 VDC, 1V/decade
 Digital Interface — RS-232 and RS-485
 Housing — 1/8-DIN panel-mount enclosure
 Input Power — 100–240 VAC, 50/60Hz, universal power supply or 12–30 VDC
 Set Points — Two SPDT Relays
 Relay Contact Rating — 1A at 30 VDC resistive, or AC non-inductive
 Set-point Range — 1 x 10⁻³ to 1,000 Torr (1.3 x 10⁻³ to 1,333 mbar)
 Connectors — Gauge tube: 9-pin D female
 Analog output and digital interface: 9-pin sub-D (female)
 Relay outputs: 6-pin pluggable terminal block
 Power: universal AC and 2-pin pluggable terminal block DC

Description	Part No.	Price
KJLC Panel Mount Gauge Tube Controller (115 VAC)	KJL375001BA	Call
Gauge Tube Interconnect Cable		
10 ft.	KJL37501210	Call
25 ft.	KJL37501225	Call

➤ $1-1 \times 10^{-3}$ Torr

KJLC™ 205 Series

These economical controllers are noted for their fast response and high stability.



KJL-205BM

SPECIFICATIONS

Pressure Range — 1 to 1,000 mTorr
Accuracy — ± 1 m Torr (1–20 mTorr),
5% of Reading (20–1000 mTorr)
Response Time — < 1.0 sec
Power — 90–240 VAC, 50/60 Hz
Display — Analog
Analog Output — 0–5 VDC

Compatible T/C Gauge Tubes —
KJL-6000, DV-6R, DV-6M
Mounting — Panel or Benchtop
Set Points — None
Temperature: Operating — $4-60^{\circ}$ C
Temperature: Bakeout — 100° C

- Economical analog display
- Offer an easy, accurate calibration procedure with dry air
- Can be operated on any voltage between 90 and 240 VAC without rewiring or switching
- Available in panel-mount and benchtop-mount versions (both are compatible with the KJL-6000 or DV-6 series tubes)
- Models with 3-position switch feature monitors 3 tubes sequentially
- Includes a 10' sensor cable, a 6' line cord, and one KJL-6000 tube ($\frac{1}{8}$ " NPT male)



KJL-205

Description	Part No.	Price
KJLC 205 Panel-Mount Gauge Controller with (1) KJL-6000 Gauge Tube	KJL-205	Call
KJLC 205 Bench-Mount Gauge Controller with (1) KJL-6000 Gauge Tube	KJL-205BM	Call
KJLC 205 Bench-Mount Gauge Controller with 3-Tube Switch & (1) KJL-6000 Gauge Tube	KJL-205BM3X	Call
KJLC 205 Panel-Mount Gauge Controller (only)	KJL-205NT	Call
Replacement KJLC Thermocouple Gauge Tube		
$\frac{1}{8}$ " NPT	KJL-6000	Call
$\frac{1}{8}$ " NPT (rugged enclosure)	KJL-6000R	Call
$1\frac{3}{4}$ " CF	KJL-6000MC	Call
KF16	KJL-6000QF16	Call
VCR® 4 Female	KJL-6000VCR4	Call
Replacement Thermocouple Interconnect Cable Extension (15 ft.)	KJL-200EC15	Call

7

Pressure Measurement

➤ $20-1 \times 10^{-3}$ Torr

7

KJLC[®] 510TC Series

Battery Operated, Wide Range Digital Vacuum Instrumentation measuring in mTorr, mBar and kPa

Each vacuum gauge includes:

- A vacuum gauge controller
- A thermocouple vacuum gauge tube (vacuum sensor)
- A cable to connect the vacuum gauge controller to the thermocouple vacuum gauge tube
- Pre-tested under actual vacuum against a NIST standard

**SPECIFICATIONS**

Pressure Range —
 .001-760 Torr with Varian 531
 1-1999 mTorr with KJL-6000 or DV-6
 Units — Torr, mBar or kPa
 Vac Interface — 1/8 inch MNPT
 Sensor — Varian 531, Hastings DV-6M, or
 KJL6000
 Sensor Cable Length — 10 feet

Display — .70 inch high 3.5 Digit
 LCD display
 Dimensions — 2.37" high, 5.12" wide,
 5.25" deep
 Power — "D" Battery

NOTE: Sensor type must be chosen at time of ordering.

Description	Part No.	Price
KJLC510TC Package Configured for Varian 531 Tubes	KJL510TC-V	Call
KJLC510TC Package Configured for KJLC6000 Tubes	KJL510TC-K	Call
KJLC510TC Package Configured for Hastings DV-6M Tubes	KJL510TC-H	Call

■ **KJLC® Thermocouple Tubes**

Our KJL-6000 thermocouple gauge tube is a direct, plug-in replacement (pin-outs, electrical specifications, and operating characteristics) for the commonly used DV-6 gauge.



KJL-6000 Thermocouple Advantages:

- All-metal construction with no fragile plastic headers and breakable plastic keys
- Rugged drop-resistant design withstands an 8' drop to a hard floor
- Integral stainless steel screen prevents particles from damaging gauge elements
- Lifetime guarantee against leaks (leaking tubes are replaced free of charge)

■ **OEM Cross-Reference & Ordering Chart**

We identify 7 types of thermocouple tubes that are not interchangeable because of:

- Pin-out differences
- Electrical specifications
- Operating characteristics

Each sensor tube type must be connected to the correct gauge controller or indicator to give sensible pressure readings. Some resellers of gauge tubes have a number of tubes with identical specifications but, to the confusion of the customer, identify them with different part numbers. The cross-reference/replacement chart (at right) matches our tubes with those from other manufacturers and resellers.

To ensure successful measurement, always match the controller to the specific gauge tubes that were built for it.

Manufacturer	OEM Part No.	KJLC Part No.	Price
Cooke Vacuum	HTT-O	KJL-1518	Call
CTI	8080015K003	KJL-6000VCR4	Call
CVC Products	GTC-004	KJL-1504	Call
	GTC-036	KJL-0036	Call
D & W Industries	DW880-003	KJL-1504	Call
Frederick's Televac	(No KJLC equivalent — use OEM tubes)		
Teledyne	DV-3M	KJL-1000	Call
Hastings Raydist	DV-6M	KJL-6000	Call
	DV-6R	KJL-6000R	Call
JC Controls	DV-6M	KJL-6000	Call
MKS	TC-1	KJL-5311	Call
Stokes	MB-3M	KJL-1000	Call
Temescal	DV-6M	KJL-6000	Call
Thermionics	6343	KJL-1518	Call
	6343/004	KJL-1504	Call
Varian	0531-F0472-301	KJL-5311	Call
	0531-F0472-303	KJL-531S	Call

■ **Teledyne Hastings Raydist Thermocouple Tubes**

These tubes are well known in the vacuum industry by their part numbers (we stock and sell these company's tubes under their part numbering schemes).

Description	Part No.	Price
Thermocouple Gauge Tube		
1/8" NPT	DV-3M	Call
1/8" NPT	DV-4D	Call
1/8" NPT	DV-4R	Call
1/8" NPT	DV-5M	Call
1/8" NPT	DV-6M	Call
1/8" NPT	DV-23	Call
1/8" NPT	DV-24	Call
1/8" NPT	DV-6R	Call

■ **Frederick's Televac Thermocouple Tubes**

Description	Part No.	Price
Thermocouple Gauge Tube		
1/8" NPT	TE2100-10	Call
1/8" NPT	TE2100-11	Call
1/8" NPT	TE2100-14	Call
1/8" NPT	TE2100-37	Call

► Convection & Thermocouple

■ Thermocouple

KJL610TC



KJL6000QF16

Gauge Tube Type	Description	Manufacturer	Part No.	Price
Thermocouple				
	Gauge Tube, 1/8" NPT	Hastings Raydist®	DV-23	Call
	Gauge Tube, 1/8" NPT	Hastings Raydist	DV-24	Call
	Gauge Tube, 1/8" NPT	Hastings Raydist	DV-3M	Call
	Gauge Tube, 1/8" NPT	Hastings Raydist	DV-4D	Call
	Gauge Tube, 1/8" NPT	Hastings Raydist	DV-5M	Call
	Gauge Tube, 1/8" NPT	Hastings Raydist	DV-6M	Call
	Gauge Tube, 1/8" NPT	KJLC	KJL-0036	Call
	Gauge Tube, 1/8" NPT	KJLC	KJL-1000	Call
	Gauge Tube, 1/8" NPT	KJLC	KJL-1504	Call
	Gauge Tube, 1/8" NPT	KJLC	KJL-1518	Call
	Gauge Tube, 1/8" NPT	KJLC	KJL-5311	Call
	Gauge Tube, 1/8" NPT	KJLC	KJL-531S	Call
	Gauge Tube, 1/8" NPT	KJLC	KJL-6000	Call
	Gauge Tube, 1.33" CF Flange	KJLC	KJL-6000MC	Call
	Gauge Tube, QF 16	KJLC	KJL-6000QF16	Call
	Gauge Tube, VCR 4 (Female)	KJLC	KJL-6000VCR4	Call
	Gauge Tube, 1/8" NPT	Frederick's Televac®	TE2100-10	Call
	Gauge Tube, 1/8" NPT	Frederick's Televac	TE2100-11	Call
	Gauge Tube, 1/8" NPT	Frederick's Televac	TE2100-14	Call
	Gauge Tube, 1/8" NPT	Frederick's Televac	TE2100-37	Call

Deposition Materials

Manufactured & Distributed by
Kurt J. Lesker Company

Novel manufacturing techniques
 for conductive oxides.

Optical materials such as
 Ta, Nb, and Si, designed for
 optimal thin film
 processing.

High volume
 production of
 aluminum targets
 & tungsten filaments
 for automotive
 lighting.



➤ **5×10^{-2} — 1×10^{-9} Torr**

KJLC 354

A miniature dual filament ionization gauge with built in controller and display.

Features:

- Wide measurement range 5×10^{-2} — 1×10^{-9} Torr
- Built-in controller and display eliminates the need for expensive external controllers and cabling
- Pre-programmed, selectable calibration to 16 widely used gases
- Dual hot filament design, rugged and compact metal construction
- A direct drop-in plug-and-play replacement for the Granville Phillips Micro-Ion module
- Field serviceable—the sensor assembly can be easily replaced



7

Pressure Measurement

SPECIFICATIONS

Pressure Range — 1×10^{-9} to 5×10^{-2} Torr (1.33×10^{-9} to 6.66×10^{-2} mbar)	Bakeout Temperature — 200° C (sensor only - electronics removed)
Display — 3 digits plus 2 digit exponent	Mounting Orientation — Any
Materials Exposed to Gases — Dual Filaments: Yttria Coated Iridium, Ion Collector: Tungsten, Grid: Tantalum, Others: 316/304 SS, Glass, Nickel	Digital Interface — RS-485
X Ray Limit — $<5 \times 10^{-10}$ Torr	Output signal (analog output) — Log-linear 0 to 9 VDC, 1V/decade
Accuracy (Typical) — $\pm 20\%$ of Reading 1×10^{-8} to 5×10^{-2} Torr	Input Power — 20 to 28 VDC, 13 W
Emission Current — 100 μ A, 4 mA, or automatic switching between 100 μ A and 4 mA	RF/EMI Protection — CE marked
Degas — 3 Watts e-beam	Set-Point Relays — 1 SPDT Relay
Overpressure Protection — Gauge turns off at factory default setting of 5×10^{-2} Torr	Relay Contact Rating — 1A at 30 Vdc resistive, 0.3 A at 125 Vac non-inductive
	Set-Point Range — User configurable from 1×10^{-9} to 5×10^{-2}

Description	Part No.	Price
NW16KF	KJLC354401YB	Call
NW25KF	KJLC354401YC	Call
NW40KF	KJLC354401YD	Call
1 $\frac{1}{8}$ " / NW16CF Mini- Conflat®	KJLC354401YE	Call
2 $\frac{3}{4}$ " CF / NW35CF Conflat®	KJLC354401YF	Call

Replacement Sensors and Accessories

Description	Flange Type	Part No.	Price
Replacement Sensor	NW16KF	IG4YB	Call
Replacement Sensor	NW25KF	IG4YC	Call
Replacement Sensor	NW40KF	IG4YD	Call
Replacement Sensor	1 $\frac{1}{8}$ " CF	IG4YE	Call
Replacement Sensor	2 $\frac{3}{4}$ " CF	IG4YF	Call
Power supply - 24 VDC, US plug	Any	PS501A	Call
International Power Supply 100-240V, 50/60Hz, US, EU, UK, and AU plug ends included	Any	PS-DB9F-ION	Call

► 9.9×10^{-4} – 2×10^{-9} Torr

■ KJLC® 2200 Series

A convenient, low-cost gauge controller for single Bayard-Alpert ion gauges, suitable for either tubulated or nude gauge tubes.

- Front panel access to all operating functions, including four set points for system control
- RS-232 interface
- Adjustments for sensitivity and emission
- Ability to measure pressure during the degas cycle
- Includes 6' power cord, accessory connector kit, rackmounting ears, and instruction manual

NOTE: Ion gauge tube and cable must be ordered separately.

WARRANTY: We're so confident in the quality and performance of our 2200 Series controller that it comes with a standard 3-year warranty!

SPECIFICATIONS

Pressure Range — 2.0×10^{-9} to 9.9×10^{-4} Torr

Ion Gauge Type — Bayard-Alpert

Sensitivity — 1 to 80/Torr (adjustable)

Emission Current — 1 to 20 mA (adjustable)

Set Points

Number — 4 SPST

Range — Full range

Rating — 3A @ 100VAC

Ion Gauge Tubes

Type — Hot filament

Degas — Resistive

Degas Timer — 1–60 min. (adjustable)

Operating Temperature — 0–50° C

Communications — RS-232 9-pin data port

Dimensions — 3.5" x 8" x 10.5"

Input Voltage — 110 or 220 VAC 50/60 Hz, factory set



Gauge Controllers & Accessories

Description	Part No.	Price
KJLC 2200 Series Ion Gauge Controller		
115 VAC	KJL2200	Call
220 VAC	KJL2200-220	Call
Glass Gauge Tube Interconnect Cable (10 ft.)	KJLIGC10G	Call
Nude Gauge Tube Interconnect Cable (10 ft.)	KJLIGC10N	Call
Nude Ion Gauge Tube (2.75" CF/ThO-Ir filament)	G8120	Call
Tubulated Ion Gauge Tube		
1" O.D. Nonex tube/ThO-Ir filament	G100N	Call
1" O.D. Kovar tube/ThO-Ir filament	G100K	Call
2.75" CF flange/ThO-Ir filament	G100F	Call

ORDERING NOTE: The KJLC 2200 is designed for gauge tubes requiring resistive degas (such as tube part number G8120). Do not use with nude ion gauge tubes requiring e-beam degas.

7

Pressure Measurement



Kurt J. Lesker

Company

- Quality Products & Services
- On-time Delivery
- Continual Improvement
- Effective Employee Training
- Customer Satisfaction



Providing Quality You Can Trust for Over 55 Years!

► Hot Filament (Ionization)

■ Hot Filament (Ionization)

Legend:

G = Grid

F₁, F₂ = FilamentF_c = Filament Common

C = Ion Collector

Figure 1

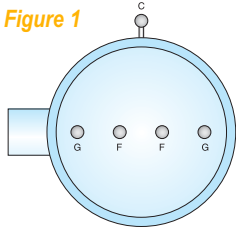


Figure 2

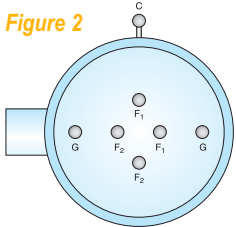


Figure 3

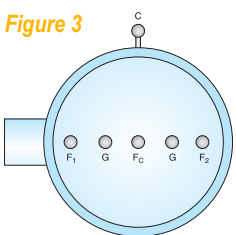


Figure 4

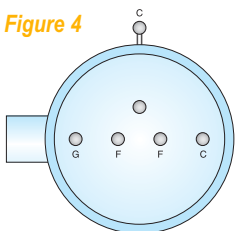


Figure 5

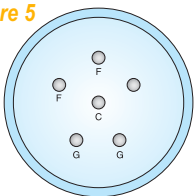

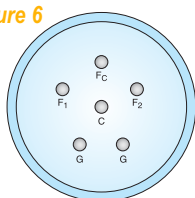


Figure 6



Gauge Tube Type	Figure	Description	Manufacturer	Part No.	Price
B-A Ion, Flanged					
	1	Gauge Tube, 2.75" CF, 1 x ThO-Ir filament, 3/4" O.D., 10 Torr-1 sensitivity	KJLC	G075F	Call
	1	Gauge Tube, 2.75" CF, 1 x ThO-Ir filament, 1.0" O.D., 10 Torr-1 sensitivity	KJLC	G100F	Call
	1	Gauge Tube, 2.75" CF, 1 x ThO-Ir filament, 1.0" O.D., 10 Torr-1 sensitivity	KJLC	G100F-PT	Call
	1	Gauge Tube, QF-25, 1 x ThO-Ir filament, 1.0" O.D., 10 Torr-1 sensitivity	KJLC	G100KQF25	Call
	1	Gauge Tube, QF-40, 1 x ThO-Ir filament, 1.0" O.D., 10 Torr-1 sensitivity	KJLC	G100KQF40	Call
	2	Gauge Tube, 2.75" CF, 2 x W filament, 1.0" O.D., 12.5 Torr-1 sensitivity	KJLC	G100TF	Call
	4	Gauge Tube, 2.75" CF, 1 x ThO-Ir filament, 1.0" O.D., 8 Torr-1 sensitivity	KJLC	GX100-564F	Call
B-A Ion, Nude					
	5	Gauge Tube, 1 x ThO-Ir filament, 10 Torr-1 sensitivity	KJLC	G8120	Call
	6	Gauge Tube, 2 x ThO-Ir filament, 25 Torr-1 sensitivity	KJLC	G8130	Call
	6	Gauge Tube, 2 x W filament, 25 Torr-1 sensitivity	KJLC	G8130T	Call
	5	Gauge Tube, 1 x ThO-Ir filament, 10 Torr-1 sensitivity	KJLC	G8140	Call
	6	Gauge Tube, 2 x ThO-Ir filament, 10 Torr-1 sensitivity	KJLC	G8140-DI	Call
	N/A	Gauge Tube, 2 x W filament, 14 Torr-1 sensitivity	VG	VZVIG17	Call
	N/A	Gauge Tube, 2 x ThO-Ir filament, 14 Torr-1 sensitivity	VG	VZVIG18	Call
	N/A	Gauge Tube, 2 x W filament, 12.7 Torr-1 sensitivity	VG	VZVIG22	Call
	N/A	Gauge Tube, 2 x ThO-Ir filament, 12.7 Torr-1 sensitivity	VG	VZVIG24	Call
B-A Ion, Tubulated					
	1	Gauge Tube, Kovar®, 1 x ThO-Ir filament, 3/4" O.D., 10 Torr-1 sensitivity	KJLC	G075K	Call
	1	Gauge Tube, Kovar, 1 x ThO-Ir filament, 3/4" O.D., 10 Torr-1 sensitivity	KJLC	G075K-PT	Call
	1	Gauge Tube, Nonex®, 1 x ThO-Ir filament, 3/4" O.D., 10 Torr-1 sensitivity	KJLC	G075N	Call
	2	Gauge Tube, Kovar, 2 x W filament, 3/4" O.D., 12.5 Torr-1 sensitivity	KJLC	G075TK	Call
	1	Gauge Tube, Kovar, 1 x ThO-Ir filament, 1.0" O.D., 10 Torr-1 sensitivity	KJLC	G100K	Call
	1	Gauge Tube, Kovar, 1 x ThO-Ir filament, 1.0" O.D., 10 Torr-1 sensitivity	KJLC	G100K-PT	Call
	1	Gauge Tube, Nonex, 1 x ThO-Ir filament, 1.0" O.D., 10 Torr-1 sensitivity	KJLC	G100N	Call
	1	Gauge Tube, Nonex, 1 x ThO-Ir filament, 1.0" O.D., 10 Torr-1 sensitivity	KJLC	G100N-PT	Call
	2	Gauge Tube, Kovar, 2 x W filament, 1.0" O.D., 12.5 Torr-1 sensitivity	KJLC	G100TK	Call
	3	Gauge Tube, 7052, 2 x W filament, 1/2" O.D., 12.5 Torr-1 sensitivity	KJLC	GX050-015-2	Call
	3	Gauge Tube, 7052, 2 x W filament, 3/4" O.D., 12.5 Torr-1 sensitivity	KJLC	GX075-016-2	Call
	3	Gauge Tube, Pyrex, 2 x W filament, 3/4" O.D., 12.5 Torr-1 sensitivity	KJLC	GX075-016-P	Call
	3	Gauge Tube, 7052, 2 x W filament, 1.0" O.D., 12.5 Torr-1 sensitivity	KJLC	GX100-017-2	Call
	4	Gauge Tube, Kovar, 1 x ThO-Ir filament, 1.0" O.D., 7.5 Torr-1 sensitivity	KJLC	GX100-564K	Call
	4	Gauge Tube, Nonex, 1 x ThO-Ir filament, 1.0" O.D., 7.5 Torr-1 sensitivity	KJLC	GX100-564N	Call

➤ OEM Cross-Reference



G8120



G8130



G100F



G100K



G075N

■ Replacement Ion Gauge Tubes

OEM	OEM Part No.	Style	Part No.	Price
CHA	IG-100-K	B-A, Tubulated	G075K	Call
CHA	IG-100-N	B-A, Tubulated	G075N	Call
CHA	IG-100-P	B-A, Tubulated	G075N	Call
CHA	IG-101-K	B-A, Tubulated	G100K	Call
CHA	IG-101-N	B-A, Tubulated	G100N	Call
CHA	IG-101-P	B-A, Tubulated	G075N	Call
CHA	IGT-100K	B-A, Tubulated	G075TK	Call
CHA	IGT-100N	B-A, Tubulated	G075TN	Call
CHA	IGT-100P	B-A, Tubulated	G075TN	Call
Cooke Vac	BA60K	B-A, Tubulated	G075K	Call
Cooke Vac	BA60KF	B-A, Flanged	G100F	Call
Cooke Vac	BA60N	B-A, Tubulated	G075N	Call
Cooke Vac	BA60P	B-A, Tubulated	G075N	Call
Cooke Vac	BA61KF	B-A, Flanged	G100F	Call
Cooke Vac	BA61KT	B-A, Tubulated	G100TK	Call
Cooke Vac	BA61N	B-A, Tubulated	G100N	Call
Cooke Vac	BA61P	B-A, Tubulated	G075N	Call
Cooke Vac	GA61PT	B-A, Tubulated	G100TN	Call
CVC	GIC-015-2	B-A, Tubulated	GX050-015-2	Call
CVC	GIC-016-2	B-A, Tubulated	GX075-016-2	Call
CVC	GIC-017-2	B-A, Tubulated	GX100-017-2	Call
G-Phillips	274002	B-A, Tubulated	G075N	Call
G-Phillips	274003	B-A, Tubulated	G075K	Call
G-Phillips	274005	B-A, Tubulated	G075N	Call
G-Phillips	274006	B-A, Tubulated	G100K	Call
G-Phillips	274007	B-A, Flanged	G075F	Call
G-Phillips	274008	B-A, Flanged	G100F	Call
G-Phillips	274012	B-A, Tubulated	G075TN	Call
G-Phillips	274013	B-A, Tubulated	G075TK	Call
G-Phillips	274015	B-A, Tubulated	G100TN	Call
G-Phillips	274016	B-A, Tubulated	G100TK	Call
G-Phillips	274022	B-A, Nude	G8130T	Call
G-Phillips	274023	B-A, Nude	G8130	Call
G-Phillips	274028	B-A, Nude	G8140	Call
Huntington	IK-100	B-A, Tubulated	G075K	Call
Huntington	IK-100-F	B-A, Flanged	G075F	Call
Huntington	IK-150	B-A, Tubulated	G100K	Call
Huntington	IK-150-F	B-A, Flanged	G100F	Call
Huntington	IN-100	B-A, Tubulated	G075N	Call
Huntington	IN-150	B-A, Tubulated	G100N	Call
Huntington	IP-100	B-A, Tubulated	G075N	Call
Huntington	IP-150	B-A, Tubulated	G075N	Call
Huntington	TK-100	B-A, Tubulated	G075TK	Call
Huntington	TK-150	B-A, Tubulated	G100TK	Call
Huntington	TP-150	B-A, Tubulated	G100TN	Call
Leybold	850-675-G1	B-A, Tubulated	G075K	Call
Leybold	850-675-G3	B-A, Tubulated	G075TK	Call
Leybold	850-675-G4	B-A, Tubulated	G100TK	Call
Leybold	850-675-G5	B-A, Flanged	G100F	Call

OEM	OEM Part No.	Style	Part No.	Price
MKS	IG-1	B-A, Tubulated	G075K	Call
MKS	IG-2	B-A, Tubulated	G100K	Call
MKS	IG-4	B-A, Flanged	G100F	Call
MKS	IG-5	B-A, Nude	G8140	Call
MKS	IG-6	B-A, Tubulated	G100K-PT	Call
MKS	IG-7	B-A, Tubulated	G100F-PT	Call
Perkin-Elmer	605-7000	B-A, Tubulated	G075N	Call
Perkin-Elmer	605-7152	B-A, Flanged	G100F	Call
Perkin-Elmer	605-76726	B-A, Nude	G8130	Call
Perkin-Elmer	605-7673	B-A, Nude	G8130T	Call
Sloan	67035	B-A, Tubulated	G075K	Call
Temescal	924A	B-A, Tubulated	G075K-PT	Call
Temescal	924B	B-A, Tubulated	G100K-PT	Call
Torr	IG4336KI	B-A, Tubulated	G075K	Call
Torr	IG4336NI	B-A, Tubulated	G075N	Call
Torr	IG4336NI	B-A, Tubulated	G075N	Call
Varian	0563-K2466-301	B-A, Tubulated	G100N-PT	Call
Varian	0563-K2466-302	B-A, Tubulated	G100K-PT	Call
Varian	0563-K2466-303	B-A, Tubulated	G100F-PT	Call
Varian	0563-K2466-304	B-A, Tubulated	G100N-PT	Call
Varian	0563-K2466-305	B-A, Tubulated	G075K-PT	Call
Varian	0564-K2500-301	B-A, Tubulated	GX100-564N	Call
Varian	0564-K2500-302	B-A, Tubulated	GX100-564K	Call
Varian	0564-K2500-303	B-A, Tubulated	GX100-564F	Call
Varian	0571-K2471-301	B-A, Tubulated	G100N	Call
Varian	0571-K2471-302	B-A, Tubulated	G100K	Call
Varian	0571-K2471-303	B-A, Flanged	G100F	Call
Varian	0571-K2471-304	B-A, Tubulated	G075N	Call
Varian	0571-K2471-305	B-A, Tubulated	G075K	Call
Varian	0572-K7360-301	B-A, Tubulated	G100TN	Call
Veeco	RG-100K	B-A, Tubulated	G100K	Call
Veeco	RG-100N	B-A, Tubulated	G100N	Call
Veeco	RG-100P	B-A, Tubulated	G075N	Call
Veeco	RG-75K	B-A, Tubulated	G075K	Call
Veeco	RG-75N	B-A, Tubulated	G075N	Call
Veeco	RG-75P	B-A, Tubulated	G075N	Call
Veeco	TG-100K	B-A, Tubulated	G100TK	Call
Veeco	TG-100N	B-A, Tubulated	G100TN	Call
Veeco	TG-100P	B-A, Tubulated	G100TN	Call
Veeco	TG-75K	B-A, Tubulated	G075TK	Call
Veeco	TG-75N	B-A, Tubulated	G075TN	Call
Veeco	TG-75P	B-A, Tubulated	G075TN	Call
VG	VIG17	B-A, Nude	VZVIG17	Call
VG	VIG18	B-A, Nude	VZVIG18	Call
VG	VIG22	B-A, Nude	VZVIG22	Call
VG	VIG24	B-A, Nude	VZVIG24	Call

➤ 1,000–1 x 10⁻⁹ Torr

KJLC 392

The KJLC 392 is our KJLC 392 Ionization gauge with the ability to control and display two convection gauges.

Features:

- Full measurement range from atmosphere down to 1 x 10⁻⁹ Torr plus monitoring of your foreline
- Built in controller and display eliminates the need for expensive external controllers and cabling
- Dual Hot Filament design, rugged and compact metal construction
- Field serviceable - the sensor assembly can be easily replaced



SPECIFICATIONS

Pressure Range — Ionization: 1 x 10 ⁻⁹ to 5 x 10 ⁻² Torr (1.33 x 10 ⁻³ to 6.66 x 10 ⁻² mbar) Convection: 1 x 10 ⁻⁴ to 1000 Torr (1.33 x 10 ⁻⁴ to 1333 mbar) Used as a full range measurement gauge: 1 x 10 ⁻⁹ to 1000 Torr (1.33 x 10 ⁻³ to 1333 mbar)	Overpressure Protection — Gauge turns off at factory default setting of 5 x 10 ⁻² Torr
Display — OLED graphical display, 3 digits plus 2-digit exponent, bright yellow	Bakeout Temperature — 200° C (sensor only - electronics removed)
Functionality — Ionization gauge can operate up to 2 Convection gauges	Mounting Orientation — Any
Materials Exposed to Gases — Dual Filaments: Yttria Coated Iridium, Ion Collector: Tungsten, Grid: Tantalum, Others: 316/304 SS, Glass, Nickel	Digital Interface — RS485
Accuracy (Typical) — Ionization: ±20% of Reading from 1 x 10 ⁻⁸ to 5 x 10 ⁻² Torr Convection: ±10% of Reading from 1 x 10 ⁻³ to 400 Torr; ±2.5% of Reading from 400 Torr to atm	Convection Gauge Compatibility — KJLC275 Tube or Granville Phillips 275 Convectron®
Sensitivity — Factory pre-set. Also user adjustable between 2 to 99.	Convection Gauge Cables — One 10 foot cable is included. See order info below for additional gauge cables.
X Ray Limit — <5 x 10 ⁻¹⁰ Torr	Analog Output — Ionization Only: One log-linear 0 to 9 Vdc, 1 V/decade, semi-log Used as a full range gauge: One 0.5 to 7 Vdc, .05 V/decade, semi-log
Emission Current — 0.1, 4 mA	Convection Gauge 1 & 2: Two 1-8 Vdc, 1 V/decade, semi-log
Degas — 4 Watts e-beam	Set-Point Relays — 3 SPDT Relays
	Relay Contact Rating — 1A at 30 Vdc resistive, 0.3 A at 125 Vac non-inductive
	Set-Point Range — User configuration from 1 x 10 ⁻⁹ Torr to atmosphere when used with a Convection gauge

Description	Part No.	Price
NW16KF	KJLC392402YB	Call
NW25KF	KJLC392402YC	Call
NW40KF	KJLC392402YD	Call
1 1/8" CF / NW16CF Mini- Conflat®	KJLC392402YE	Call
2 3/4" CF / NW35CF Conflat®	KJLC392402YF	Call

Replacement Sensors and Accessories

Description	Part No.	Price
Replacement Sensor, QF16 flange	IG4TB	Call
Replacement Sensor, QF25 flange	IG4TC	Call
Replacement Sensor, QF40	IG4YD	Call
Replacement Sensor, 1 1/8" CF	IG4YE	Call
Replacement Sensor, 2 3/4" CF	IG4YF	Call
Convectron Gauge Cable, 10 ft.	HB431-1-10F	Call
Convectron Gauge Cable, 25 ft.	HB431-1-25F	Call
Convectron Gauge Cable, 50 ft.	HB431-1-50F	Call
Power Supply - 24 VDC, US plug	PS501A	Call
International Power Supply 100-240V, 50/60Hz, US, EU, UK, and AU plug ends included	PS-DB9F-ION	Call